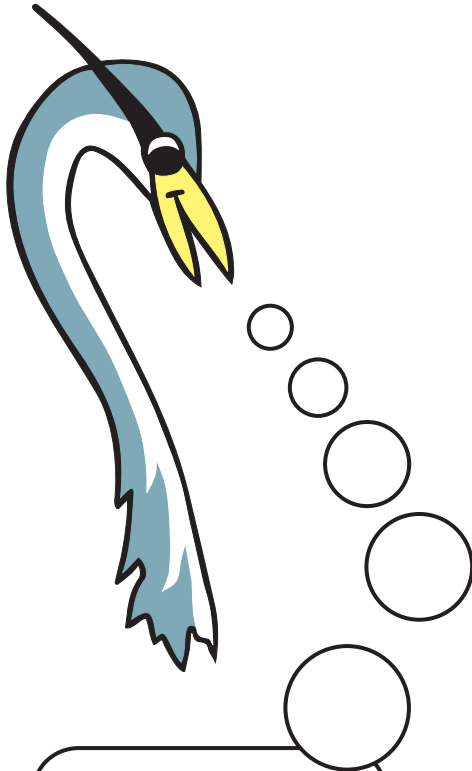


HOW TO BE A CLEAN WATER RAINGER




Save this booklet! It contains valuable information you can use!

Who Are the Clean Water Rainers?



HI! I'M HOWIE HERON. MY FRIENDS AND I HAVE JOINED THE CLEAN WATER RAINGER TEAM AND WE'RE HERE TO SHARE WHAT WE'VE LEARNED ABOUT THE WATER QUALITY OF THE GREAT STATE OF NEW JERSEY. THE CLEAN WATER RAINGERS TEAM IS DEDICATED TO PROTECTING NEW JERSEY'S WATER. IN THIS BOOKLET, YOU'LL LEARN HOW YOUR EVERYDAY ACTIVITIES AFFECT WATER.



DEAR CLEAN WATER RAINGER CANDIDATE,


ARE YOU INTERESTED IN KEEPING NEW JERSEY'S WATER CLEAN? WELL, WE NEED YOUR HELP! NOT LONG AGO, MY FRIENDS AND I DISCOVERED THAT ONE OF NEW JERSEY'S BIGGEST WATER POLLUTION PROBLEMS COMES FROM PEOPLE -- FROM HOW WE LIVE OUR DAILY LIVES. THAT MEANS THINGS LIKE LITTERING, NOT CLEANING UP AFTER PETS, USING TOO MANY PESTICIDES, AND DUMPING MOTOR OIL DOWN STORM DRAINS. WITH EIGHT MILLION PEOPLE LIVING IN THE STATE, WHAT EVERYBODY DOES CAN REALLY ADD UP.

WE HOPE YOU WILL USE THE INFORMATION IN THIS BOOKLET TO IMPROVE WATER QUALITY IN YOUR NEIGHBORHOOD. JOIN THE CLEAN WATER RAINGER TEAM AND MAKE NEW JERSEY A BETTER PLACE TO LIVE, WORK, AND PLAY!

YOUR FRIEND,

Claudius Crab

CLEAN WATER RAINGER



Hi! I'M DIESHA DIAMONDBACK. DID YOU KNOW THAT ALL OF THE STREAMS, CREEKS, RIVERS, LAKES, AND BAYS IN NEW JERSEY EVENTUALLY FLOW TO THE ATLANTIC OCEAN? WHAT YOU DO IN YOUR HOME TOWN CAN AFFECT THE JERSEY SHORE, EVEN IF YOU LIVE FAR AWAY!




Table of Contents

- 4 What's the Story with Water?
- 6 What's Wrong with Our Water?
- 8 Smart Shopping Tips
- 8 Don't Dump It Down the Drain
- 9 Getting Around
- 9 Scoop the Poop
- 10 Trees, Turf, Bugs, and Birds
- 12 Slow the Flow
- 12 Boating and Fishing Tips
- 13 Getting More Involved
- 14 Top Ten Things You Can Do to Help Keep Water Clean
- 15 You've Got the Know-How Now
- 16 CWR Crossword Puzzle
- 17 CWR Word Search
- 18 Crossword & Word Search Answers
- 19 Map of NJ's Waterways & Watersheds

Acknowledgments

The Clean Water Raingers concept was developed by the New Jersey Department of Environmental Protection.

Kyra Hoffmann, Coordinator
Erin Brodel, Graphic Design & Illustration

For additional information, please contact:

Clean Water Raingers
NJDEP
Division of Watershed Management
PO Box 418
401 E. State Street
Trenton, NJ 08625-0418

609-292-2113

www.state.nj.us/dep/watershedmgt

MARCH 2001




The Water Cycle

For millions of years, water has been recycled and reused. It is important to understand how water moves through the Earth's water cycle. When it rains, the rainwater flows on top of the land surface into waterways or is absorbed by the ground or plants. Water evaporates from land and water, becoming water vapor in the atmosphere. Water is also released from trees and other plants through "transpiration." The water vapor from evaporation and transpiration forms clouds in the atmosphere which in turn provide precipitation (rain, hail, snow, sleet) to start the cycle over again. This process of water recycling, known as the water cycle, repeats itself over and over.

Water. It's an essential part of our lives. We use it to drink, to cook, to bathe, and to clean. It's used by industry and businesses to make their products. Farmers and gardeners use it to water their crops. Fish live in it and other animals need it to survive.

The earth has a lot of water - approximately 1.4 quintillion cubic meters of it. Yet, less than 1% of that is fresh, usable water. The oceans, glaciers, and ice caps account for greater than 99% of all water on Earth. That remaining small fraction accounts for every cloud, river, lake, pond, swamp, and aquifer. Of that, more than two thirds is below the Earth's surface.

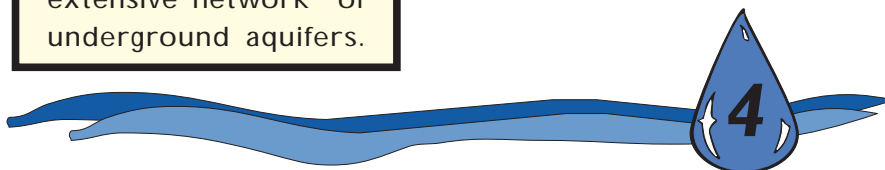

In New Jersey, an average of 44 inches of precipitation per year replenishes the state's 6,500 miles of streams and rivers, 61,000 acres of lakes and an extensive network of underground aquifers.



What is Ground Water?

Some rainwater runoff seeps into the ground to become ground water. Ground water moves into water-filled layers of porous rock or soil that are called aquifers. Aquifers are not flowing underground streams or lakes. If the aquifer is close to the surface, its ground water can flow into nearby waterways and wetlands. More than 100 aquifers are below us in New Jersey, covering 7,500 square miles. Through wells, ground water is used for drinking water for half of the people in New Jersey.

HEY! I'M
FRANCINE FROG.
WHERE DOES
YOUR DRINKING
WATER COME
FROM?




What is a Watershed?



HOWIE HERON HERE. **AS I** FLY OVER **NEW JERSEY**, **I** CAN SEE THAT **NEW JERSEY** IS MADE OF MANY DIFFERENT **WATERSHEDS**. **WE** ALL LIVE IN A **WATERSHED**. **WHICH ONE** DO YOU LIVE IN?

Get Your Mind in the Gutter!

In urban and suburban parts of the state, manmade systems change the way water flows. Where does the water in the street gutter go? In most places in New Jersey, that gutter leads to a storm drain along the curb which goes directly to a local waterway. Whatever flows down the storm drain enters a series of underground pipes that lead to an outfall pipe that flows into a local waterway. The stormwater does not get treated. All the litter, motor oil drippings, and other debris goes with it into the local waterway. That's why it's important to keep stormwater clean!



HI! I'M BURT BASS. **THAT STORM DRAIN** ISN'T A **GARBAGE DISPOSAL**. **IT** GOES RIGHT TO **MY HOME!**

What's Wrong With Our Water?



On his flights over New Jersey, Howie Heron sees that many water pollution problems begin upstream and concentrate as water flows toward the bays and the ocean. He has seen improvement as regulation of industries and improved sewage treatment have helped clean up the water. Now the number one problem in many areas is "polluted runoff."

Polluted runoff is stormwater runoff that picks up pollution as it washes over lawns, parking lots, roadways, farmland and other surfaces. There are four basic types of pollution in runoff: soil particles, nutrients, bacteria and toxic substances.

Soil Particles

Construction sites, farms, and eroded stream banks can be large sources of pollution. Because bare ground lacks plants to hold soil in place, rain and waves can easily lead to soil erosion.

Nutrients

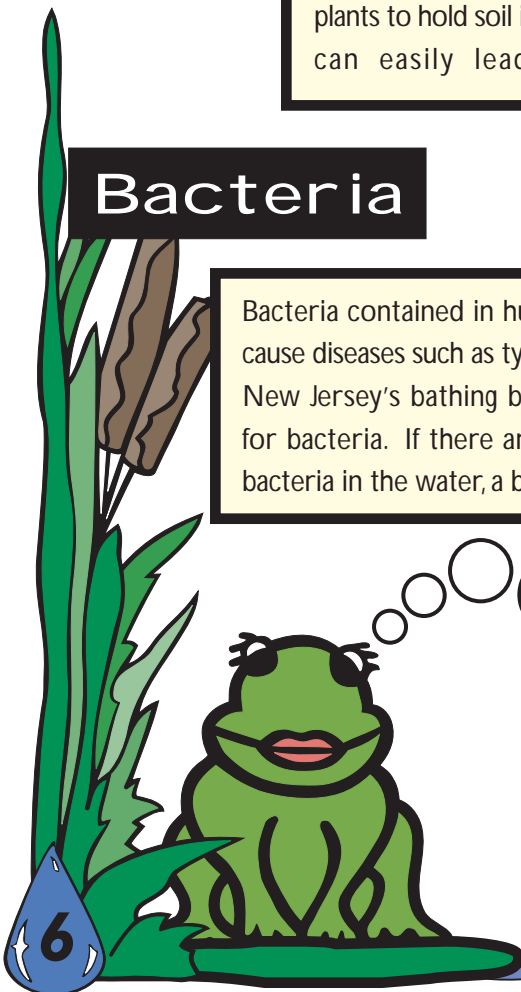
Nutrients, like potassium, phosphorous, and nitrogen, help plants grow. Just like we need food to survive, so do plants in the water. But, an overload of nutrients from fertilizer, manure, or leaking septic systems stimulates algae and plant growth in water. Too much algae is ugly and smells bad -- it clouds the water too! Cloudy water blocks sunlight from reaching underwater plants which are important fish habitat.

Another problem occurs when the algae die and decompose, using up precious oxygen in the water needed by fish and other aquatic life. A loss of oxygen can lead to fish kills.

Bacteria

Bacteria contained in human and animal wastes can cause diseases such as typhoid, cholera and dysentery. New Jersey's bathing beaches are closely watched for bacteria. If there are too many disease causing bacteria in the water, a beach is closed for swimming.


THE EFFECTS OF SOIL EROSION ARE EASY TO SEE... IT'S WHAT MAKES THE WATER SO BROWN. ONCE SOIL PARTICLES SETTLE TO THE BOTTOM, THEY BECOME SEDIMENTS THAT CLOG BOATING CHANNELS, DESTROY FISH HABITAT, AND CLOUD THE WATER, BLOCKING LIGHT NEEDED BY FISH AND UNDERWATER PLANTS.



Toxic Substances


BECAUSE SOME TOXINS LIKE PCBs AND MERCURY BUILD UP AS THEY MOVE UP THE FOOD CHAIN, THERE ARE PUBLIC HEALTH ADVISORIES AGAINST EATING SOME TYPES OF FISH IN DIFFERENT PARTS OF NEW JERSEY. FISH-EATING BIRDS AND HUMANS MAY FACE THE GREATEST RISK!

Toxic substances include oil and gas, heavy metals (zinc, mercury, cadmium, lead, etc.) and pesticides. When these substances are washed off sidewalks, parking lots, lawns, gardens, and cropland, they can end up in nearby streams and lakes and can even soak into the ground. Once in the water system, these pollutants can be carried downstream to settle into lakes, bays, and aquifers. Toxic substances can contaminate small organisms, which are eaten by fish and birds. The toxins build up in the fat of the larger animals, possibly leading to illness, birth defects, and even death.



What Can You Do?

The most important thing you can do to improve New Jersey's water is to learn about the ways in which you and others affect the environment. Lots of little changes will make the biggest difference!



MARSHALL MUSKRAT HERE! THE NEXT SECTIONS OF THIS BOOKLET WILL PROVIDE SOME SUGGESTIONS FOR YOU, YOUR FAMILY, AND FRIENDS TO FOLLOW. **WE HOPE YOU'LL CONSIDER CHOOSING TO FOLLOW THESE SUGGESTIONS.**

Smart Shopping Tips



YOU MAY NOT THINK YOU HAVE AN IMPACT ON THE ENVIRONMENT WHEN YOU SHOP, BUT YOU DO. FOLLOW THESE SMART SHOPPING TIPS TO HELP PROTECT NJ'S WATER.

Precycle! That means buying products that use the least amount of packaging. This helps by reducing water pollution from manufacturing and trash disposal problems.

Recycle! Find out what is recyclable in your community. Buy products in recyclable containers. Buy containers or products made from recycled materials.

Read labels and be aware of what they mean before you buy. Watch for signal words such as "caution," "warning," and "danger." These indicate that an item is a potentially hazardous product that consumers need to be concerned about.

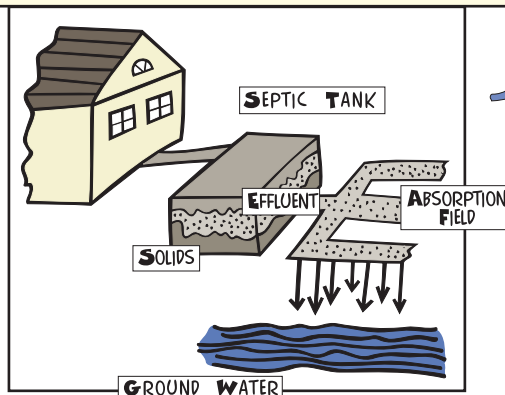
Thank You For Shopping Smart!

Don't Dump It Down the Drain

About 500,000 New Jersey homes use septic systems for the wastewater from their sinks, toilets, dishwashers, washing machines and showers. Rather than send their wastewater to a sewage treatment plant, homes with septic systems treat their wastewater in their own backyard.

How does a septic system work?

Septic systems work by using bacteria to decompose wastes sent into the system. A typical septic system has underground pipe leading from the home to an underground holding tank where most of the pollutants are treated. An underground system of small pipes leads from the tank into the backyard. These pipes allow treated water to soak into the ground.



Treat them with respect.

In order to keep these systems working, it's important to treat them right. To do this, you must be careful about what is put down the drain. The following things should not be put down household drains: hazardous household chemicals (for example, paints, varnishes, pesticides, drain cleaners), motor oil and other automotive fluids, cooking oils and grease, and large amounts of bulky materials such as kitter litter, diapers, or paper towels. These items may cause a septic system to stop working and can contaminate ground water.


Conserve.

It's also important to conserve water with a septic system. The less water the septic system treats, the longer the system will last.



Getting Around

You may not think of cars as a source of water pollution but they can be. Think of a parking lot or street. All that oil, grease, and other fluids that stain the pavement are washed into local waterways when it rains or as snow melts. Little bits of tires and brakes that wear off the car drop onto the pavement and are washed into waterways too. How do you avoid this pollution? Cars should be maintained properly and leaks fixed as soon as possible. That makes safety and environmental sense!



BE SURE USED MOTOR OIL, ANTIFREEZE, AND USED BATTERIES ARE RECYCLED. NEVER DUMP ANYTHING DOWN STORM DRAINS. THEY USUALLY GO DIRECTLY TO A LOCAL WATERWAY. NEVER DUMP THESE PRODUCTS ON THE GROUND EITHER. HERE THEY CAN SOAK INTO THE GROUND WATER. ALSO, PETS AND WILDLIFE CAN BE ATTRACTED TO SWEET TASTING ANTIFREEZE, BUT IT'S TOXIC TO THEM.

DOG WASTE
IS A THREAT TO THE
HEALTH OF OUR CHILDREN - DEGRADES
OUR TOWN - TRANSMITS DISEASE

**LEASH, CURB AND
CLEAN UP
AFTER YOUR
DOG**

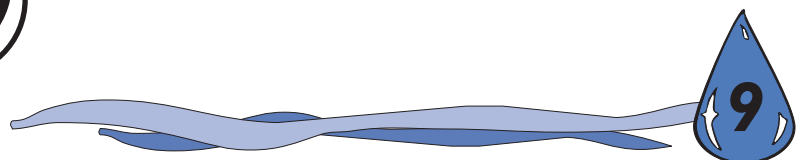


IT'S REQUIRED BY LAW!
MAXIMUM \$500.00 FINE

Scoop the Poop

Feces, guano, dung, poop, and road apples are all forms of animal waste which can be a serious water pollution problem. Too much animal waste from pets, wildlife, or livestock adds too many nutrients and disease-causing bacteria to the water.

If you walk your pet near a lake or stream, it's important to clean up after your dog. Don't leave animal waste on the sidewalk or roadway either. When it rains, the waste can be washed down the storm drain to the nearest waterway.



Trees, Turf, Bugs and Birds

Most people like a healthy landscape surrounding their home. It can increase the value of your home and produce environmental benefits such as preventing soil erosion, keeping your home cooler in the summer, and filtering pollutants from runoff. The right combination of plants can even attract wildlife, butterflies, and birds.




OOH, THIS HOME LOOKS NICE. **MAYBE I'LL** MOVE INTO THE STREAM NEXT TO IT.

TRY ALTERNATIVE PEST CONTROLS FIRST! **THAT INCLUDES THINGS** LIKE TRAPPING PESTS AND USING PREDATORS, LIKE ME!


Unfortunately using too many fertilizers and pesticides on lawns and gardens can also be a source of pollution. It's important to use these products wisely - at the right time and the right amount - if they're needed at all. Make sure the products are needed and, if so, use them according to the label.

Many people consider all insects to be harmful to the lawn or garden, but most insects are not harmful. In fact, many of them eat other harmful insects. Don't automatically turn to pesticides. These chemicals can also be dangerous to human health and the environment. All home and garden pesticides are poisonous to some degree. The most important thing to remember is to read and follow the label carefully if you are going to use a pesticide.



Mowing the Lawn


Always mow with a sharp blade set at the right height (about 2 to 3 inches). Never mow more than one third of the grass height. Cutting more will stress you lawn's health, opening the door to weeds and disease. A healthy lawn doesn't need pesticides.



LEAVE YOUR GRASS CLIPPINGS ON THE LAWN. THEY WILL SLOWLY FERTILIZE THE LAWN AS THEY DECOMPOSE, REDUCING THE NEED TO APPLY OTHER FERTILIZERS AND THE POSSIBILITY OF WATER POLLUTION.

Trees Are Tops

PLANT A TREE. MY FAVORITES ARE NATIVE NEW JERSEY TREES LIKE THE RED OAK, PITCH PINE, AMERICAN HOLLY, SUGAR MAPLE, AND BLACK GUM TREES.



Trees provide a whole range of environmental benefits. They provide shade - especially important during a hot summer day. This keeps your house cooler and shelters other plants from the drying sun. Trees use nutrients and can prevent those nutrients from entering waterways. Their roots hold the soil in place, thereby preventing soil erosion.




Slow the Flow

DON'T BE SELASH. SAVE WATER!


Like any valuable resource, water should be conserved both outdoors and indoors. We can't make new water so we need to conserve the clean water that's available to us.

Inside the home: Don't let the water run while you brush your teeth. Take short showers. Flush only when necessary. Don't use the toilet as a trash can.

Outside the home: Don't overwater the yard. Sweep sidewalks and driveways rather than hose them down. Use plants that don't need a lot of water.



Boating and Fishing Tips



ENJOYING THE WATER IS ONE OF MY FAVORITE PASTIMES. HERE ARE SOME TIPS ON HOW TO HELP KEEP THE WATER WE ALL ENJOY SAFE AND CLEAN.

YOU WOULDN'T THINK OF POURING MOTOR OIL OVER THE SIDE OF A BOAT, BUT POURING IT DOWN A STORM DRAIN IS EXACTLY THE SAME THING! STORM SEWERS LEAD DIRECTLY TO RIVERS AND LAKES. IT ONLY TAKES ONE QUART OF MOTOR OIL TO CONTAMINATE ONE MILLION GALLONS OF DRINKING WATER!



Slow down and observe "No Wake" zones, which are designated to protect the shore. A wake is the wave caused by a boat moving too quickly through the water. Fast moving boats cause large waves that can cause the shoreline to erode.

Recycle old fishing line. Never throw it overboard.

Keep a trash bag handy and remember to recycle.

Never dispose of bait or fish waste overboard.

AQUIFER - water filled underground layers of cracked rock, sand, gravel, or clay. Wells tap into aquifers to provide water for people to use.

EROSION - movement of soil commonly caused by running water or wind.

EVAPORATION - movement of water from land to the air when the sun heats up water and it becomes water vapor.

FERTILIZER - nutrient source for plants.

GROUND WATER - water that lies beneath the earth's surface.

PESTICIDE - chemical used to control a pest, such as an insect, weed or rodent.

POLLUTED RUNOFF - rain water or snow melt that carries pollutants.

PRECIPITATION - water that falls back to land from clouds as snow, sleet, hail or rain.

PRECYCLE - selection of products and packaging that produce the least amount of trash.

RECYCLE - reuse of materials such as plastic, glass or metal in either its original or different form rather than putting them in the garbage.


STORM SEWERS - underground pipe system that carries stormwater from streets and parking lots to local waterways.

TRANSPIRATION - movement of water from plants to the air.

WATER CYCLE - natural process of recycling water from the land to the air and back again, also called the hydrologic cycle.

WATERSHED - the land area from which precipitation flows into a waterway.

WATERWAY - a body of water, for example a bay, river, lake, creek or stream.



Top Ten Things You Can Do to Help Keep Water Clean

1

Never throw anything down storm drains. They are for rainwater only.

2

Don't litter. Always put trash where it belongs.

3

Always clean up after your pets. Obey your town's "pooper scooper" laws.

4

Tell others how important it is to keep our land and water clean.

5

Plant a tree. They take pollutants out of ground water, provide shade, and clean the air.

6

Find out what waterway you live near. Where does your water come from?

7

Precycle! Buy products that use the least amount of packaging.

8

Recycle. Find out what is recyclable in your community. Buy products in recycled or recyclable containers.


9

Learn about environmental issues. Get involved in local organizations.

10

Conserve water whenever possible. For example, turn off the water while brushing your teeth and don't linger in the shower.

HERE ARE SOME IMPORTANT TIPS YOU CAN FOLLOW TO HELP PROTECT CLEAN WATER.



CLEAN WATER RAINGERS



You've Got the Know-How Now!



Now you know how to be a Clean Water Rainger! Join the team. Thanks for taking the time to read about how you can become a member of the team that's part of the solution to water pollution.

clean water rainers

across

down

1. FOR MILLIONS OF YEARS, _____ HAS BEEN REUSED AND RECYCLED.
2. USING TOO MUCH _____ ON YOUR LAWN CAN CAUSE WATER POLLUTION.
4. _____ YOUR USE OF PESTICIDES.
6. _____, NUTRIENTS, SOIL PARTICLES AND TOXIC SUBSTANCES ARE FOUR TYPES OF POLLUTION IN RUNOFF.
8. A _____ IS NOT A GARBAGE DISPOSAL.
10. RAINWATER _____ CAN BECOME POLLUTED AS IT FLOWS ACROSS THE LAND.
11. _____ CAN HELP PREVENT WATER POLLUTION BY USING NUTRIENTS AND HOLDING SOIL IN PLACE.
12. RAINWATER SEEPS INTO THE SOIL TO BECOME _____ WATER.
14. FRANCINE _____ EATS INSECTS AND IS AN ALTERNATIVE PEST CONTROL.




3. THE CLEAN WATER _____ TEAM IS WORKING TO KEEP NJ'S WATER CLEAN.
5. _____ UP AFTER PETS.
7. THE LAND SURROUNDING A WATERWAY IS ITS _____.
9. RAIN AND SNOW ARE TWO TYPES OF _____.
13. _____ CAN HELP KEEP WATER CLEAN.
15. USING PLANTS THAT DON'T USE A LOT OF WATER IS ONE WAY TO PRACTICE WATER _____.

across


clean water rainers word search

FIND THESE WORDS ACROSS, DOWN, UP OR DIAGONALLY.

- AQUIFER
- BACTERIA
- CLEAN WATER
- CONSERVE
- EROSION
- FERTILIZER
- GROUND WATER
- LITTER
- PESTICIDE
- RAIN
- RAINGERS
- RECYCLE
- RUNOFF
- STORM DRAIN
- STORM SEWER
- WATER CYCLE
- WATERSHED



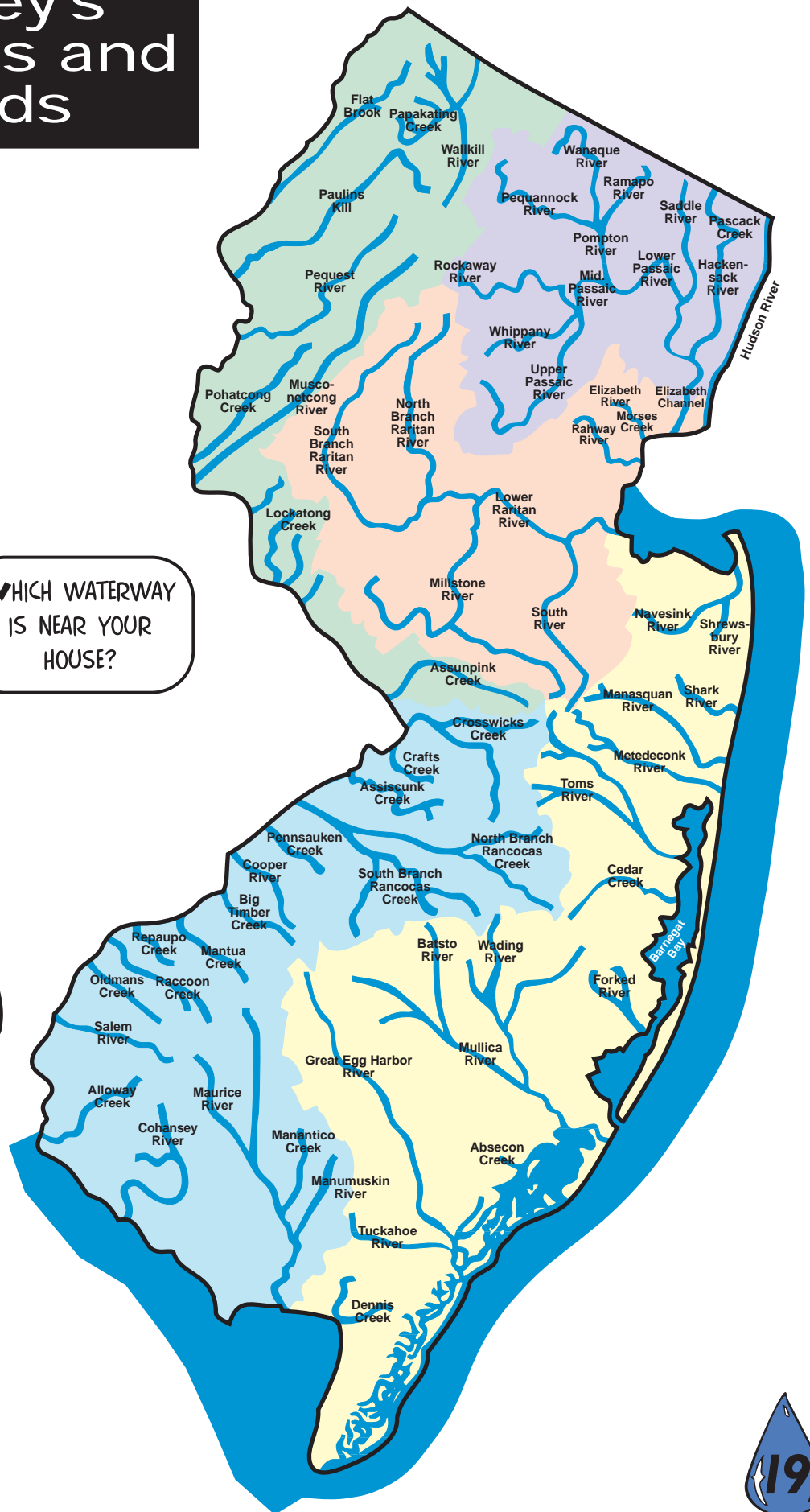
E	C	N	N	O	I	S	O	R	E	C	Y	Q	L	E
G	O	A	E	F	E	R	T	I	L	I	Z	E	R	S
N	N	R	A	I	N	D	B	Q	C	R	A	O	N	N
I	S	E	L	Q	C	T	R	E	Y	C	L	E	L	I
A	P	T	S	R	U	M	B	A	C	T	E	R	I	A
R	E	T	A	W	D	N	U	O	R	G	L	A	T	R
E	S	T	O	R	M	S	E	W	E	R	Q	Q	T	D
T	T	I	U	G	A	N	F	F	T	O	F	U	E	M
A	I	L	R	E	F	I	U	Q	A	U	E	H	L	R
W	C	U	N	E	E	A	N	R	W	N	S	F	C	O
N	I	Q	I	B	R	R	A	G	R	R	T	F	Y	T
A	D	A	A	G	R	E	V	R	E	S	N	O	C	S
E	E	G	R	N	L	I	T	T	E	R	W	N	E	N
L	R	I	F	I	U	Q	A	Q	C	L	S	U	R	A
C	D	C	L	E	A	W	A	T	R	E	I	R	O	H




New Jersey's Waterways and Watersheds

Watersheds

-  Atlantic Coastal
-  Lower Delaware
-  Northeast
-  Northwest
-  Raritan



WHICH WATERWAY IS NEAR YOUR HOUSE?



New Jersey Department of Environmental Protection
Division of Watershed Management
PO Box 418
Trenton, NJ 08625-0418
609-292-2113
Donald T. DiFrancesco, Acting Governor
Robert C. Shinn, Jr., Commissioner

